

Key Features:

- Wide operating frequency range from 1500 to 3000MHz
- 0.3dB typical insertion loss and 19dB typical reverse isolation
- 50 ohm SMA female coaxial connectors
- 50 Watts CW forward power handling, 10 Watts reverse power termination
- -40~+75°C operating temperature range
- Weight 135 grams (4.75 oZ)



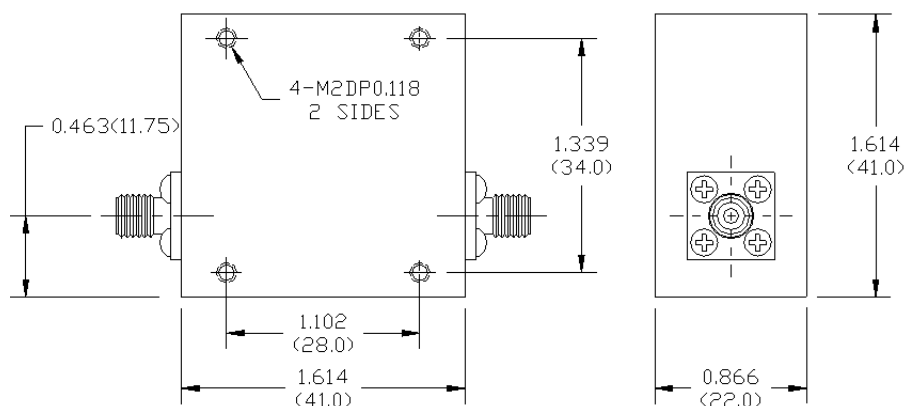
Description:

F2100-0225-67 is a single junction coaxial isolator with SMA female coaxial connectors operating in the frequency range from 1.5GHz to 3.0GHz and offers 0.6dB typical insertion loss and 17dB typical reverse isolation. The coaxial isolator can handle 50 watts of forward CW power and 2 watts of reverse power.

Electrical Specifications

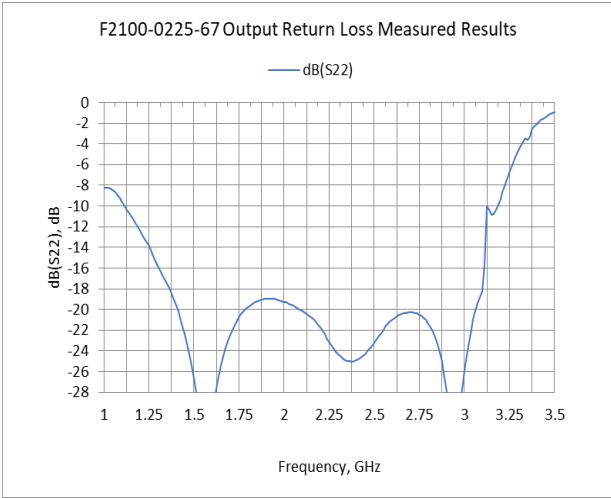
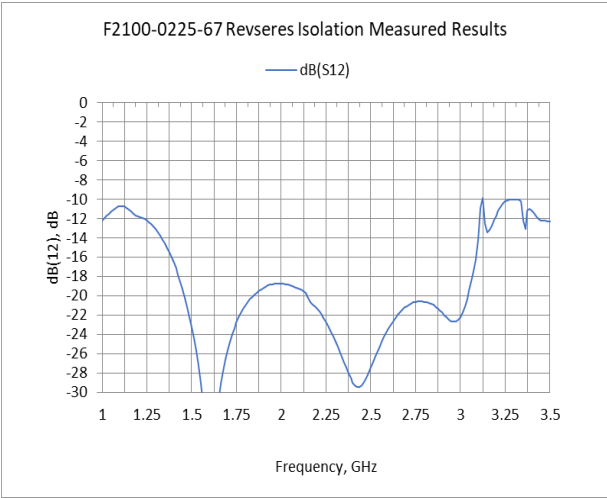
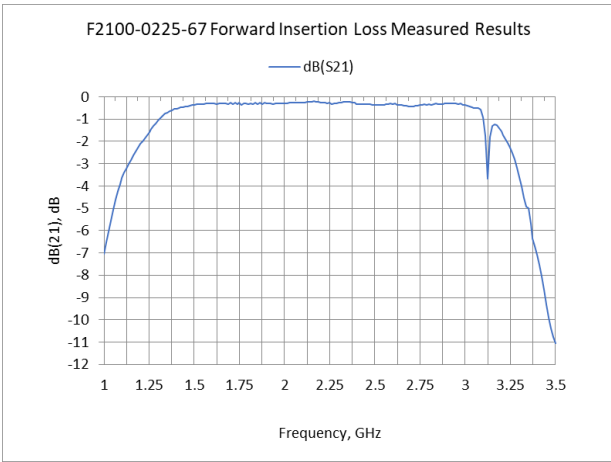
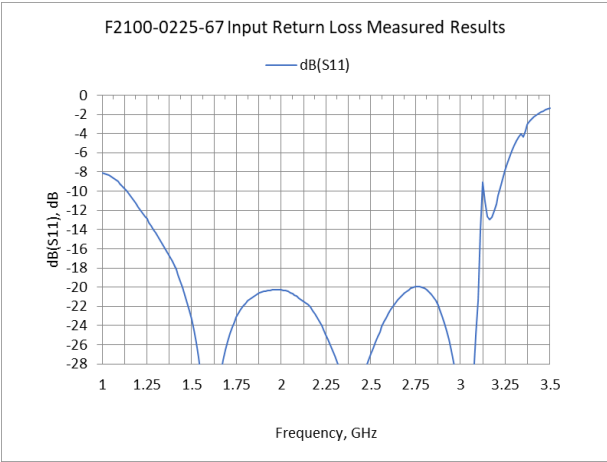
No.	Parameters	Units	Specifications		
			Minimum	Typical	Maximum
1	Frequency Range	GHz	1.50		3.0
2	Insertion Loss @ Room temp.	dB	-	0.3	0.5
2A	Insertion Loss over temp.			0.4	0.6
3	Reverse Isolation @ room temp.	dB	17.0	19.0	
3A	Reverse Isolation over temp.		16.0	18.0	
4	VSWR @ room temp.	-	-	-	1.40:1
4A	VSWR over temp.				1.50:1
5	Forward Power CW	Watts			50
6	Reverse Power CW	Watts			5
7	Operating Temperature	°C	-20		+70
8	Impedance	Ω		50	
9	RF Connectors	-	SMA Female		
10	Signal Flow Direction	-	From Port 1 to Port 2		

Mechanical Structure:



Note: All units in inches (mm).

Typical Test Plots:



Revision History:

Revision	Date	Description	Comments
A00	06/10/2020	Initial Release	